

# STEP 1: Visit <https://mystudent.nyc/>

Welcome NYC Parent or Guardian!

Email

Password

I have read and agree to the [Privacy Policy](#).


SIGN IN

[Forgot your password?](#)

CREATE ACCOUNT

[Learn More](#)

Creating an account is as easy as 1, 2, 3!  
You can get started now with just an email address and a few basic details.



**Climb Aboard**

Opening a New York City Schools Account is the first step to becoming more involved and supportive of your child's education!

*Student artwork by Gerald Rivera, Bronx HS for the Visual Arts*

# STEP 2: Select “Create account” link on the login page.

Welcome NYC Parent or Guardian!

Email

Password

I have read and agree to the [Privacy Policy](#).


SIGN IN

[Forgot your password?](#)

CREATE ACCOUNT

[Learn More](#)

Creating an account is as easy as 1, 2, 3!  
You can get started now with just an email address and a few basic details.



*Student artwork by Gerald Rivera, Bronx HS for the Visual Arts*

# STEP 3: Enter in your Name and Email. Click “Validate Email”.

## Create Account

Please provide the information below to create your NYC Schools Account. While entering this information, please do not refresh the page or use your browser's back button.



1. Enter your information to begin receiving notifications. You can create a basic account without an account creation code, but to link your student to the account, you'll need the code.



2. You can get an account creation code at your school so you can add students.




3. Once you add students, you can see grades, test scores, attendance, transportation, reading level and much more!

First Name

Last Name

Email Address

**VALIDATE EMAIL**



# STEP 4: Enter in the 5 digit code from your email.



1. Enter your information to begin receiving notifications. You can create a basic account without an account creation code, but to link your student to the account, you'll need the code.



2. You can get an account creation code at your school so you can add students.



3. Once you add students, you can see grades, test scores, attendance, transportation, reading level and much more!

First Name

Corrine

Last Name

Christison

Email Address


cc@schools.nyc.gov

Email Verification Number

SUBMIT

[Send New Email Verification Number](#)

We have sent you an email containing a verification number. Please enter that number in the form above.



## Verification Number from NYC Schools Account

N

NYCSA@schools.nyc.gov

Thu 3/19/2020 10:22 AM

Christison Corrine



Hello,

Your verification number is 253599. Please enter this number on the NYC Schools Account website to continue. For your security, this number will expire in 20 minutes.

Thank you.



# STEP 5: Create a Password

code, but to link your student to the account, you'll need the code.

more:

Create a Password

Retype Password

Password must

- be at least eight characters long
- contain at least one number and one special character, such as !, @, #, \$, %, ^, &,\*
- contain at least one letter

**NEXT**

# STEP 6: Select 3 Security Questions

## Security Questions

Question 1

-- please select --

Answer

Question 2

-- please select --

Answer

Question 3

-- please select --

Answer

**NEXT**

# STEP 7: Enter in Student ID # and Account Creation Code

English ▾

## Add Students

Student ID #

Account Creation Code

CREATE ACCOUNT

CONTINUE WITHOUT CODE

The Student ID # is printed on your child's report card. It has nine digits.

If you were invited by a parent or guardian, the Account Creation Code was in the invitation email. Otherwise, your school sent a letter home with your child that included the Account Creation Code. To receive the letter again, you can ask your school to send it home with your child.

### Student ID # = OSIS #

Found on report card

Any school staff will know

### Account Creation Code

School staff will create  
and send to you

# STEP 7: If you don't have Student ID # and Account Creation Code

English ▾

## Add Students

Student ID #


Account Creation Code

CREATE ACCOUNT

CONTINUE WITHOUT CODE

The Student ID # is printed on your child's report card. It has nine digits.

If you were invited by a parent or guardian, the Account Creation Code was in the invitation email. Otherwise, your school sent a letter home with your child that included the Account Creation Code. To receive the letter again, you can ask your school to send it home with your child.



Select “Continue without code” to get general updates from the DOE. You can link to your student’s account later on.



# STEP 8: Sign in to begin using your account.

## Success

You have successfully created an account for Corrine Christison ([cchristison@schools.nyc.gov](mailto:cchristison@schools.nyc.gov)). Sign in to begin using your account or to add students on the Manage My Account screen.

**SIGN IN**